

The UO 2015 Sexual Violence Survey

Department of Psychology, University of Oregon

<http://dynamic.uoregon.edu/jjf/campus/>

UO Research Team (in alphabetical order): Jennifer J. Freyd, Jennifer M. Gómez,
Marina N. Rosenthal, Alec M. Smidt, & Carly Parnitzke Smith

ARC3 Team: 22 researchers and administrators from across the country

To be presented by Jennifer Freyd on 7 October 2015 to the UO Senate

Sexual Violence – What Is It?

- Sexual violence includes sexual assault, dating violence (battering), stalking, and sexual harassment.
- Sexual violence is simultaneously a public health, criminal/justice, human rights, civil rights, and educational issue.

Title IX Perspective

- Title IX of the Education Amendments of 1972 (Title IX) prohibits discrimination on the basis of sex in education programs and activities receiving Federal financial assistance.
- Sexual harassment of students is a form of discrimination prohibited by Title IX.
- Other forms of sexual violence such as rape are understood in this context as extreme forms of sexual harassment.

The UO 2015 Sexual Violence Survey

- Designed to assess student experiences of sexual assault, sexual harassment, stalking, and dating violence (battering), as well as student attitudes, well-being, and education engagement
- Based in part on our **2014 UO** campus survey and the national **2015 ARC3** survey and additional measures.
- Funds for participant pay and graduate assistant provided by the UO President's Office
- Data collection occurred online during 26 May to 5 June 2015

The 2015 ARC3 Survey



- ARC3 = The Administrator-Researcher Campus Climate Collaborative
- Created in February 2015 at the Madison Summit on Campus Climate and Sexual Misconduct
- ARC3 included or incorporated many of our 2014 UO survey measures
- UO one of 4 pilot schools, spring 2015

ARC3 Collaborators

Madison Summit for Campus Climate and Sexual Misconduct collaborators who collectively designed the survey:

Antonia Abbey	Professor of Psychology	Wayne State University
Noël Busch-Armendariz	Professor of Social Work, and Director, Institute on Domestic Violence and Sexual Assault	University of Texas at Austin
Jacquelyn Campbell	Professor of Nursing	Johns Hopkins University
Brett Carter	Dean of Students	University of North Carolina at Greensboro
Gretchen Clum	Associate Professor of Public Health	Tulane University
Sarah Cook	Professor of Psychology and Associate Dean, Honors College	Georgia State University
Amalia Corby-Edwards	Senior Legislative and Federal Affairs Officer	American Psychological Association
Lilia Cortina	Associate Professor of Psychology and Women's Studies	University of Michigan
Karol Dean	Dean, School of Social and Behavioral Sciences	Mercy College
Louise Douce	Special Assistant to Vice President of Student Life at The Ohio State University	The Ohio State University
Louise Fitzgerald	Emerita Professor of Psychology and Gender & Women's Studies	University of Illinois-Urbana Champagne
Bill Flack	Associate Professor of Psychology	Bucknell University
Jennifer Freyd	Professor of Psychology	University of Oregon
Jaray Gillespie	Assistant Dean of Students	Georgia State University
Anne Hedgepeth	Government Relations Manager	American Association of University Women
Kathryn Holland	Doctoral Candidate in Psychology and Women's Studies	University of Michigan
Janet Hyde	Professor of Psychology and Gender & Women's Studies	University of Wisconsin
Mary Koss	Regents' Professor of Public Health	University of Arizona
Felicia McGinty	Vice Chancellor for Student Affairs	Rutgers, The State University of New Jersey
Meredith Smith	Lead Title IX Investigator & Deputy Title IX Coordinator	University of Connecticut
Kate Stover	Educational Programmer	Title IX Compliance Institute
Kevin Swartout	Assistant Professor of Psychology	Georgia State University
Jacquelyn White	Emerita Professor of Psychology	University of North Carolina at Greensboro



UO 2015 Survey Procedure

- Sample of undergrad and graduate student were randomly selected by the UO Registrar
- Students were emailed invitation to participate
- Compensation: \$15 Amazon.com gift certificate

2015 Data Integrity -- Attention Check

- 5 attention-check items designed to ensure that participants were attending to the content of their responses
- Only participants who got at least 4 of these items correct were included in the data analysis

2015 Survey Participants

- 1,334 finished the survey and passed attention checks
 - 795 Undergraduate Students
 - 539 Graduate Students
- One group we missed
 - Students who left the UO because of sexual assault or harassment

Victimization Measures

- Sexual Assault, Stalking, Dating Violence, Sexual Harassment
- Behavioral wording. E.g.:
Someone put their penis, fingers, or other objects into my vagina without my consent
- All victimization questions tied to time at UO

Rates of Victimization for Undergraduate Students While at UO

Victimization Type	Male Undergraduates	Female Undergraduates
Completed penetration without consent	1%	13%***
Any attempted or completed sexual contact without consent	6%	27%***
Stalking	19%	26%*
Dating violence (battering)	6%	14%**
Sexual or gender-based harassment-related event– by other student	46%	68%***
Sexual or gender-based Harassment-related event – by faculty/staff	21%	28%*

*p<.05, **p<.01, ***p<.001, higher rate for females compared to males

Rates of Victimization for Graduate Students While At UO

Victimization Type	Male Graduate Students	Female Graduate Students
Completed penetration without consent	<1%	4%*
Any attempted or completed sexual contact without consent	4%	10%*
Stalking	12%	25%***
Dating violence (battering)	6%	11%
Sexual or gender-based harassment-related event– by other student	39%	58%***
Sexual or gender-based Harassment-related event – by faculty/staff	23%	38%***

*p<.05, ***p<.001, higher rate for females compared to males

Rates of Victimization for Female Students -- Undergrad vs Grad

Victimization Type	Undergraduates	Graduate Students
Completed penetration without consent	13%***	4%
Attempted and completed vaginal, oral, or anal contact without consent	20%***	8%
Any attempted or completed sexual contact without consent	27%***	10%
Stalking	26%	25%
Dating violence (battering)	14%	11%
Sexual or gender-based harassment-related event– by other student	68%**	58%**
Sexual or gender-based Harassment-related event – by faculty/staff	28%	38%**

****p<.01, ***p<.001, higher rate for undergrads compared to grads**

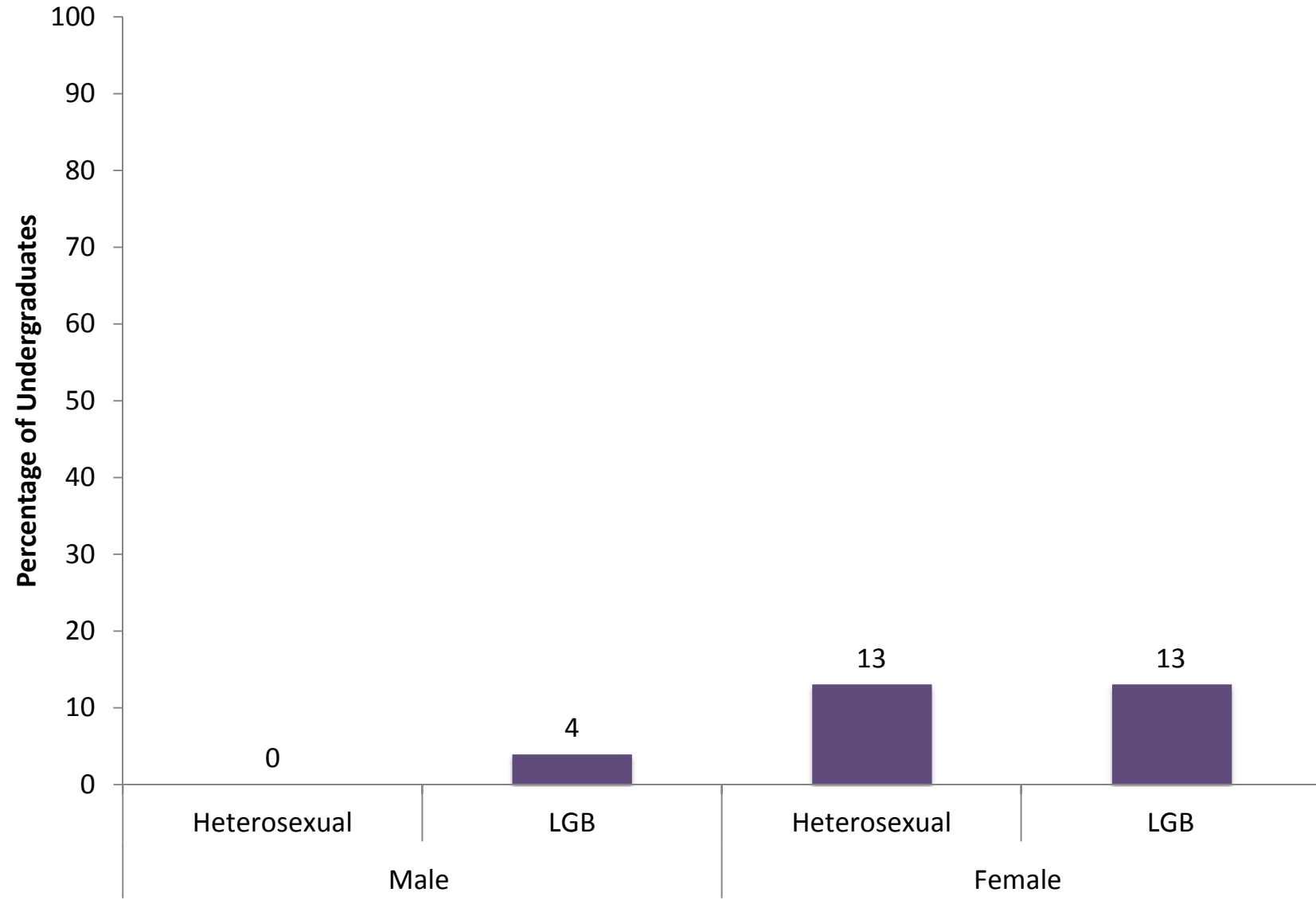
**** p<.01, higher rate for grads compared to undergrads**

What do Victims Report About Perpetrators

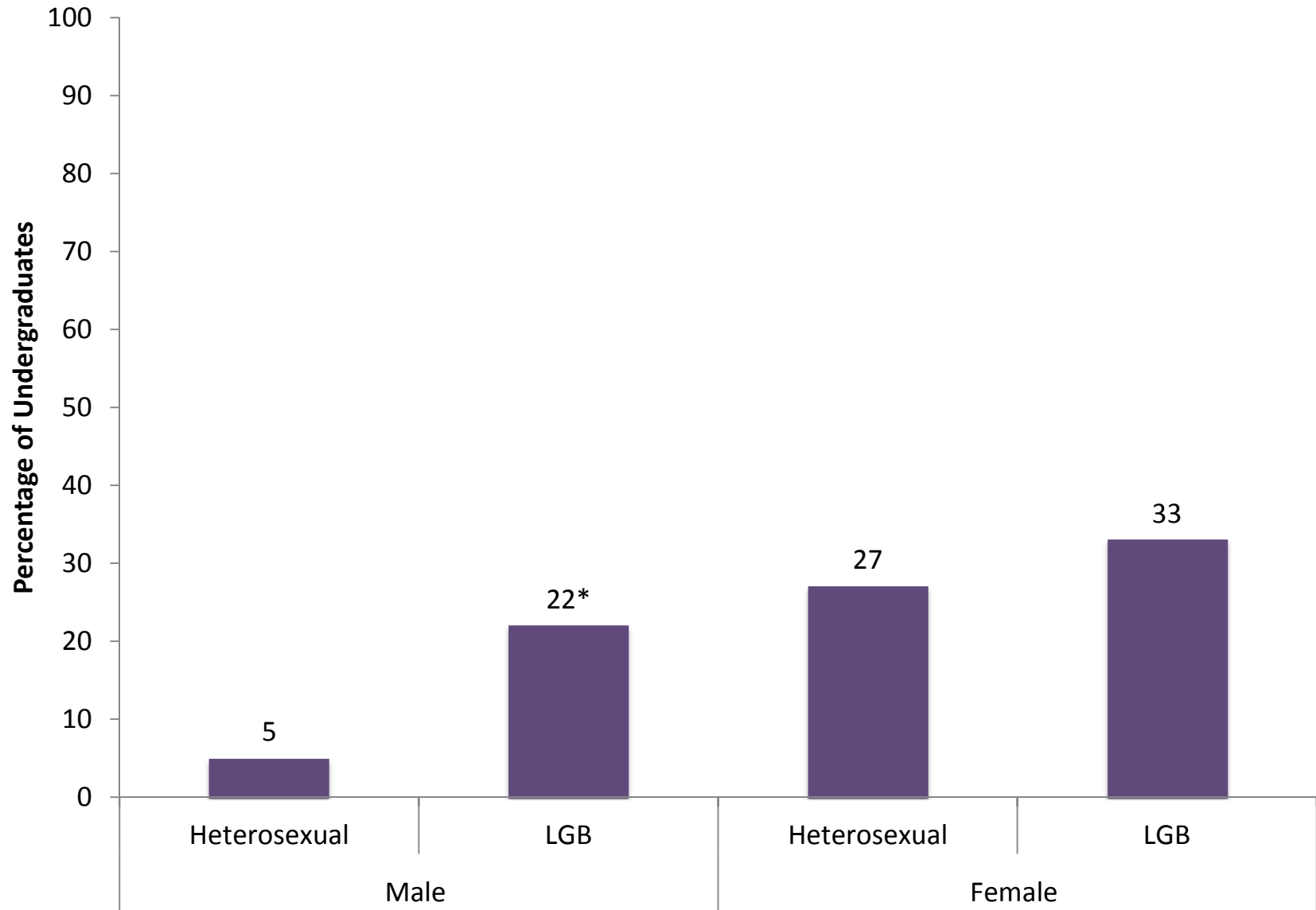
- 90% male
- 74% known to victim

Higher Risk Groups: Sexual and gender minorities

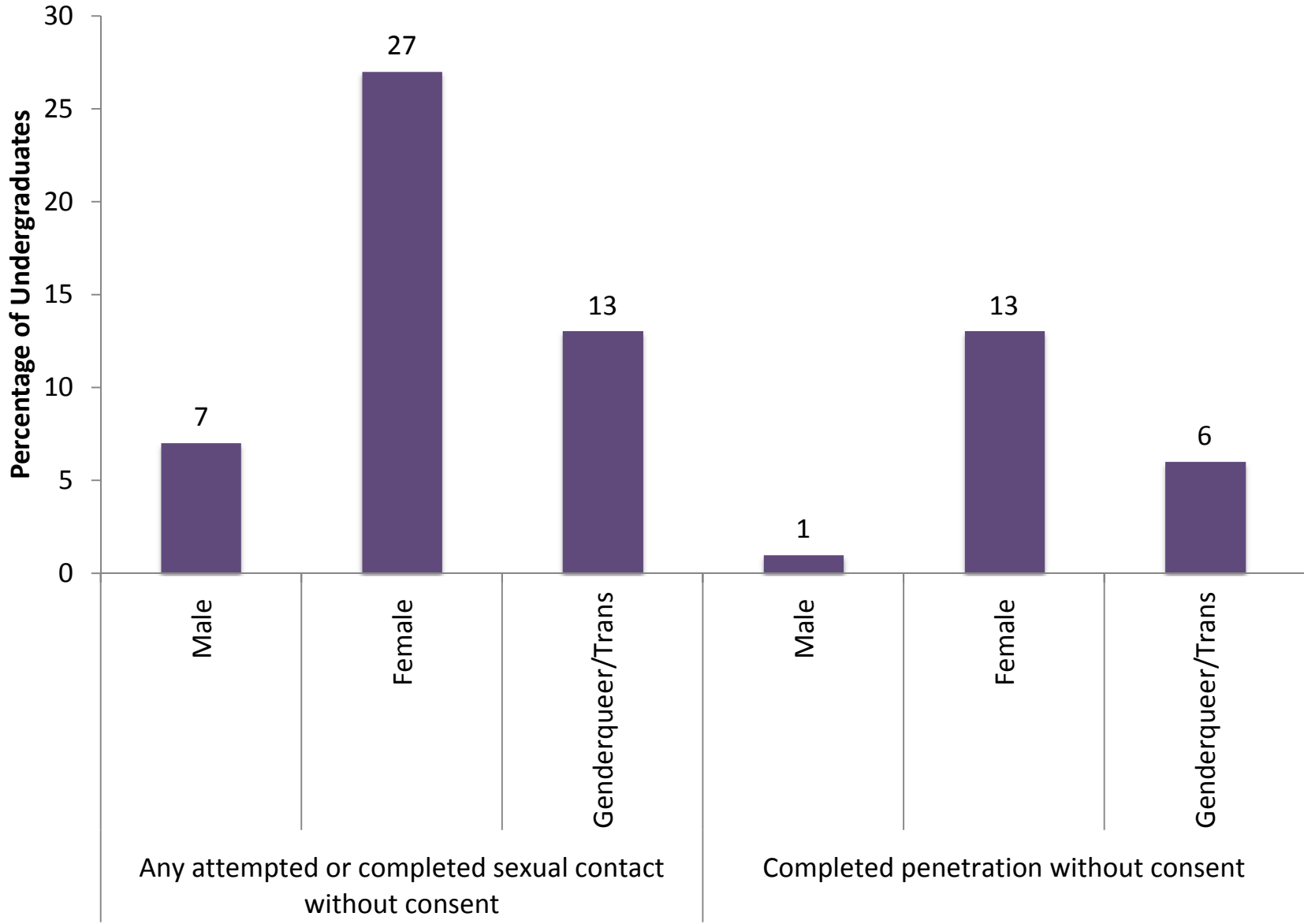
Nonconsensual Penetration



Any attempted or completed sexual contact without consent



Victimization by Gender



Higher Risk Groups:
Fraternity and Sorority (Greek) Affiliation

Undergraduate participants indicating fraternity or sorority affiliation

- 2014 Survey: 13%
- 2015 Survey: 18%
- According to UO FSL office, FSL affiliation increased from 12% of undergrads in Fall 2011 to 16% in Fall 2014 (to ??% in fall 2015)

2014 and 2015 Findings by Greek (Fraternity/Sorority Life) Affiliation

<i>completed</i> anal or vaginal penetration	2014 Survey	2015 Survey
Male students, Not Greek Affiliated	<1%	0%
Female students, Not Greek Affiliated	9%	12%
Male students, Greek Affiliated	0%	1%
Female students, Greek Affiliated	15%	17%

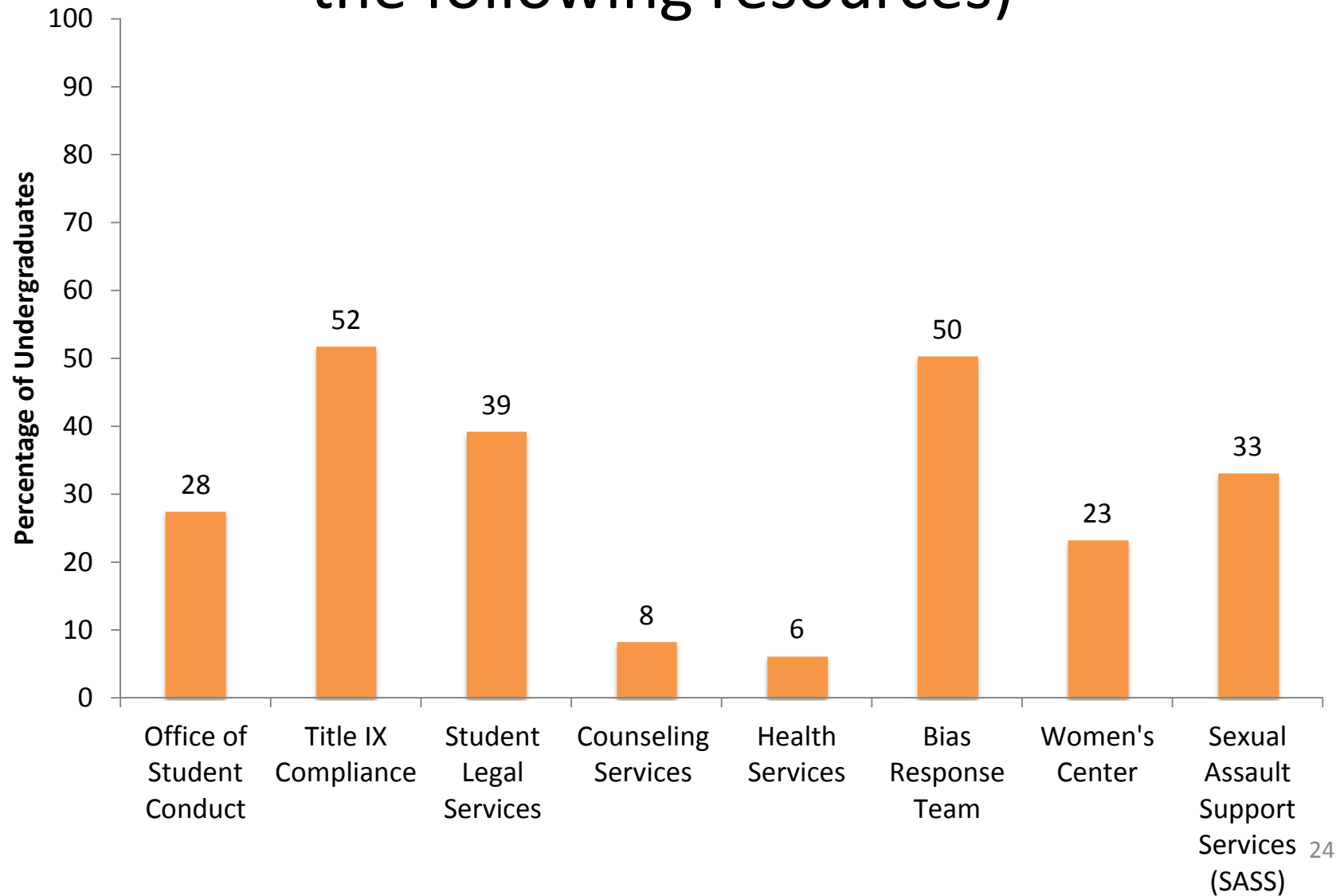
<i>attempted & completed</i> <u>physical sexual contact of any type</u>	2014 Survey	2015 Survey
Male students, Not Greek Affiliated	9%	6%
Female students, Not Greek Affiliated	33%	26%
Male students, Greek Affiliated	26%	11%
Female students, Greek Affiliated	48%	35%

- In 2015 survey, 100% of **female Greek-affiliated** students reporting sexual contact without consent indicated a male perpetrator

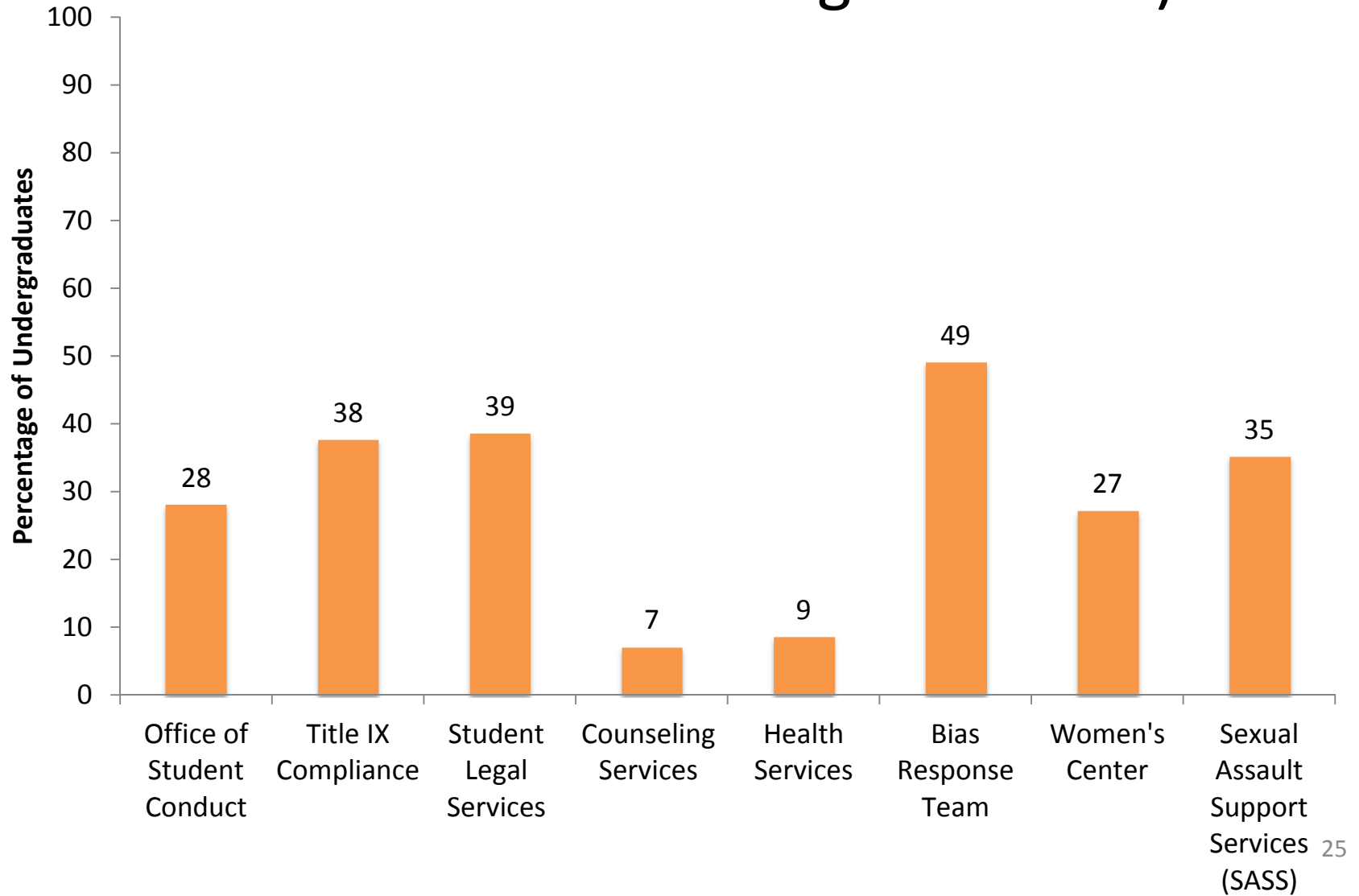
Student Awareness and Attitudes about Institution

- awareness of services
- institutional support and betrayal
- perceptions of safety

Undergraduate unawareness of services (percentage indicating “not at all aware” to the following resources)



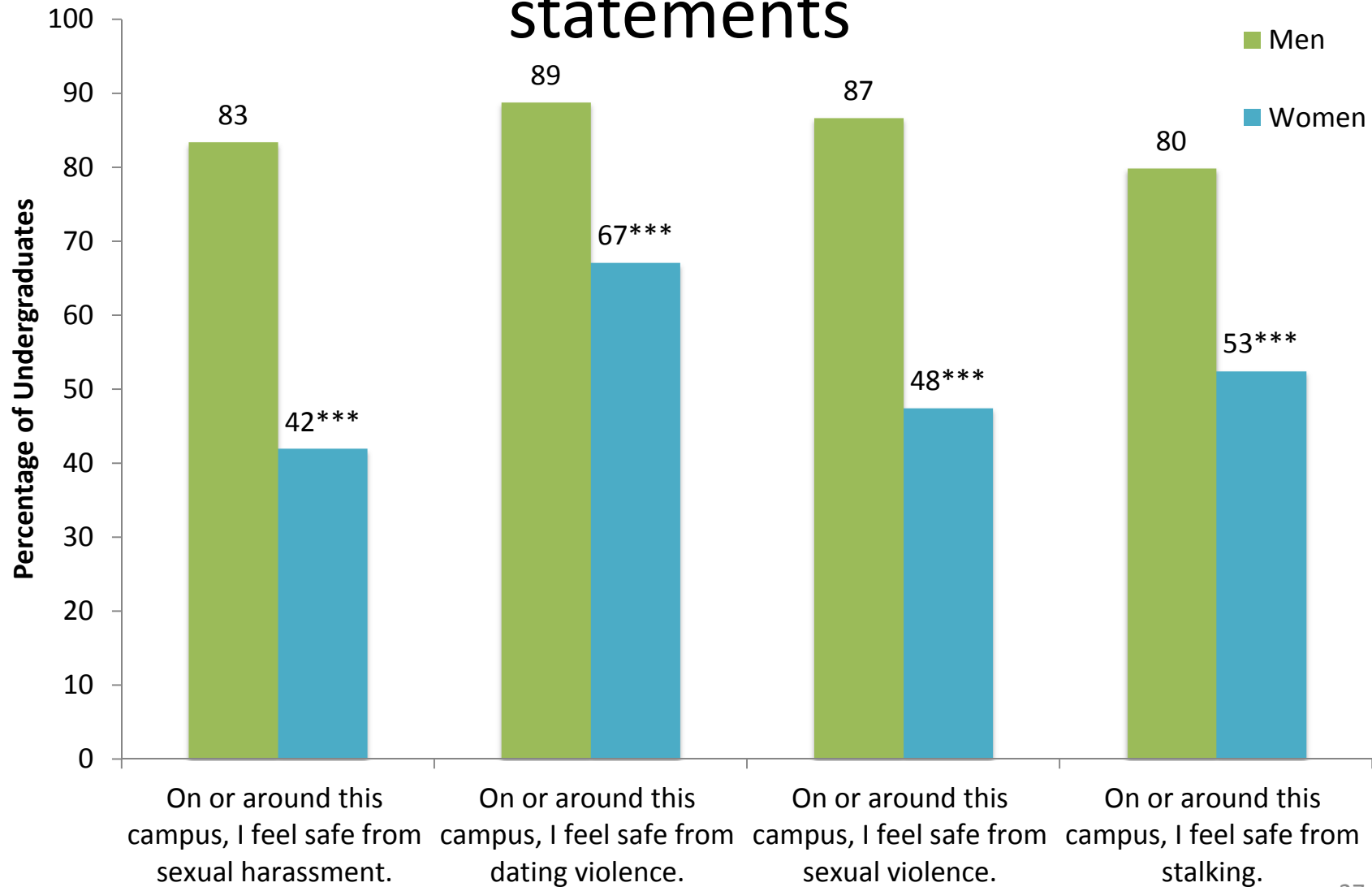
Graduate student unawareness of services (percentage of students indicating “not at all aware” of the following resources)



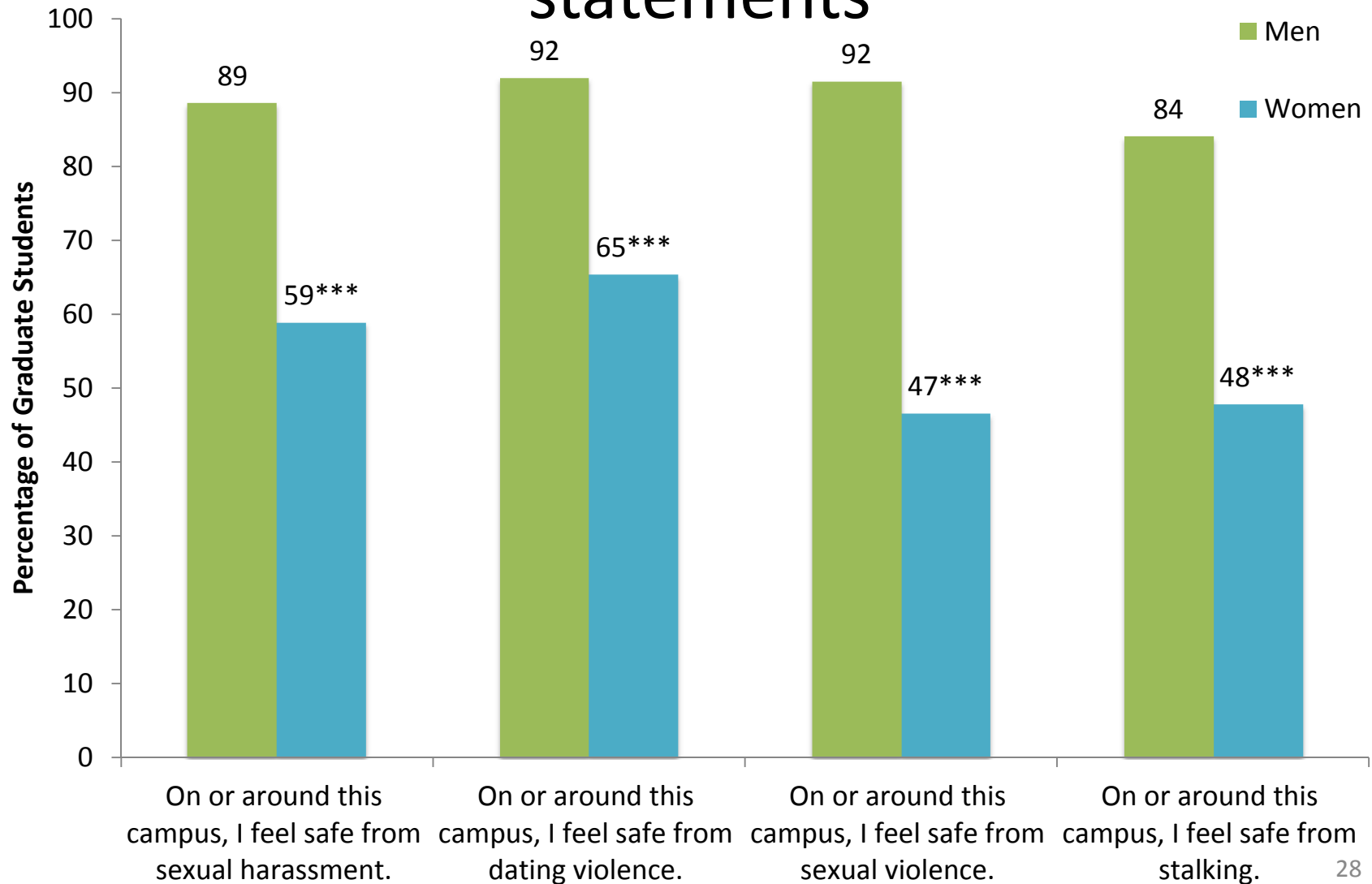
Institutional Support and Institutional Betrayal

- Of those victimized
 - **29%** reported at least one form of institutional **support** or repair. (New to 2015)
 - **44%** of students reported at least one type of institutional **betrayal**. (Similar to 2014)

Undergraduates indicating “Agree” or “Strongly Agree” to the following statements



Graduate Students indicating “Agree” or “Strongly Agree” to the following statements



Associations with Well Being and Educational Engagement

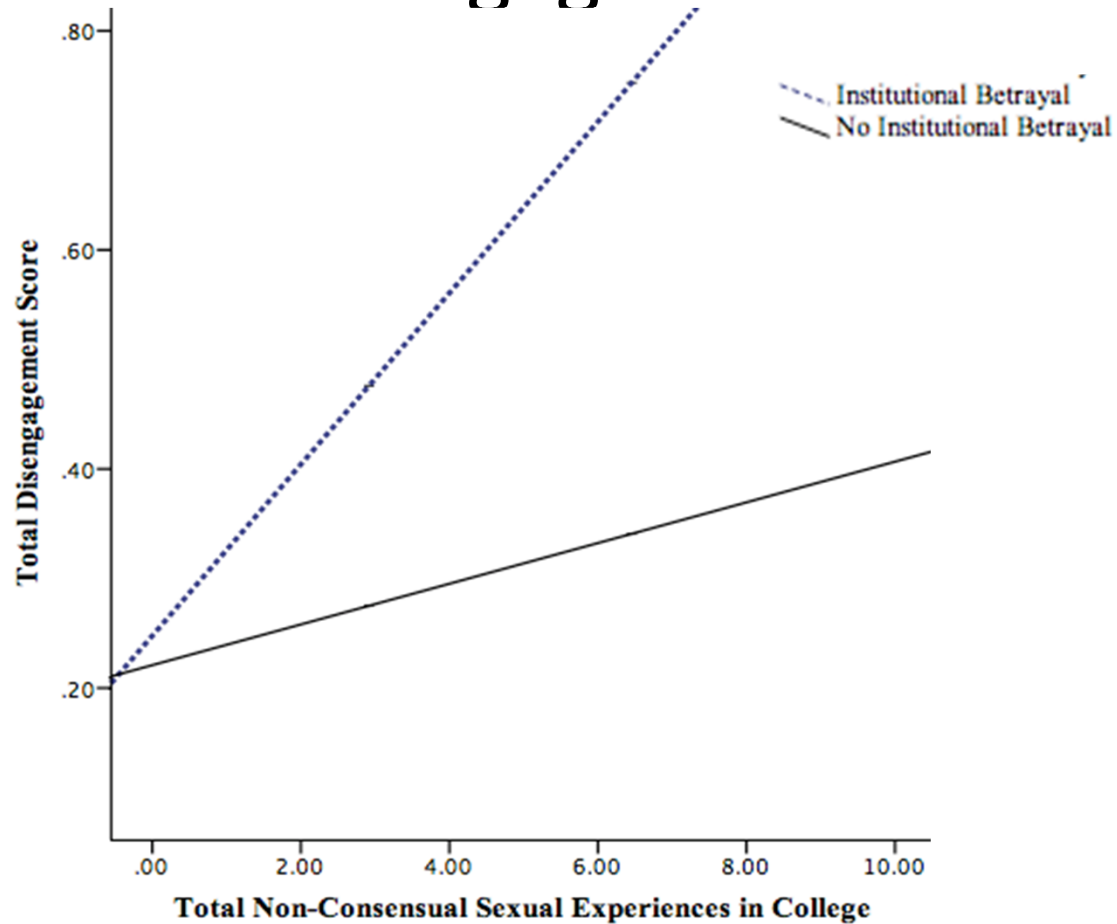
Sexual harassment of graduate students by faculty and staff

- Controlling for other forms of victimization, harassment is associated with
 - increased trauma symptoms
 - increased experiences of institutional betrayal
 - decreased perceptions of safety

Undergraduate women who indicated sexual contact without consent reported:

- Significantly more depression
- Significantly more trauma symptoms
- Significantly less perceived safety
- Significantly more academic disengagement

Institutional Betrayal Exacerbates Impact of Nonconsensual Contact on Academic Disengagement



For More Information

<http://dynamic.uoregon.edu/jjf/campus/>

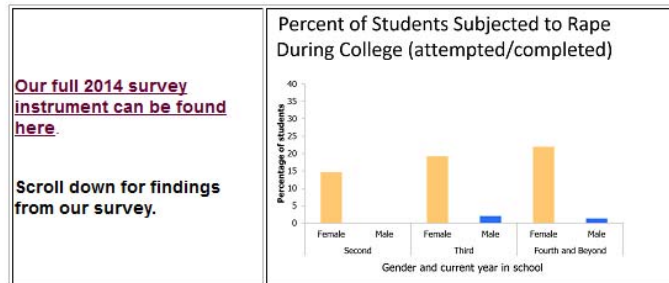
The UO Sexual Violence and Institutional Betrayal Surveys: 2014 and 2015

Assessing Sexual Assault, Sexual Harassment, Perpetration, Institutional Betrayal, Student Attitudes, Student Health, Educational Engagement, and Participant Experience with the Survey

[Jennifer J. Freyd, Professor of Psychology, University of Oregon](#)

The Survey Project 2014

In late summer 2014 two of my doctoral students, Marina N. Rosenthal and Carly Parnitzke Smith, and I administered an on-line survey to a sample of undergraduate University of Oregon (UO) students. This survey, approved by the UO's [Institutional Review Board](#), was designed to assess student experiences of sexual victimization, perpetration, and institutional behaviors, as well as student attitudes and well-being. Data collection occurred during August and September of 2014, prior to the start of Fall term classes. This project is similar to other studies we have completed [in our laboratory](#) and it overlaps with the [survey recently recommended by the White House](#).



The Survey Project 2015

We administered a second survey in late spring 2015. This second survey included -- but was not limited to -- a full pilot of the [ARC3 Survey](#). Our initial results were presented on 24 August 2015 at the [20th International Summit & Training on Violence, Abuse, & Trauma](#), San Diego, CA, San Diego, CA, 23-26 August 2015. [The slides from that presentation are posted here](#).