

Preliminary Results from the UO Sexual Violence and Institutional Behavior Campus Survey, 14 October 2014 Update Greek System and Sexual Violence

Marina N. Rosenthal, Carly Parnitzke Smith, & Jennifer Freyd

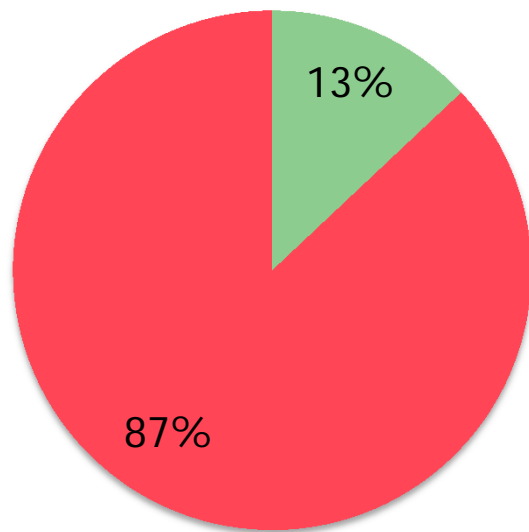
<http://dynamic.uoregon.edu/jjf/campus/>



Do rates of victimization vary by Greek system affiliation?

Participants who answered "yes" to "Are you a member of the Greek system?"

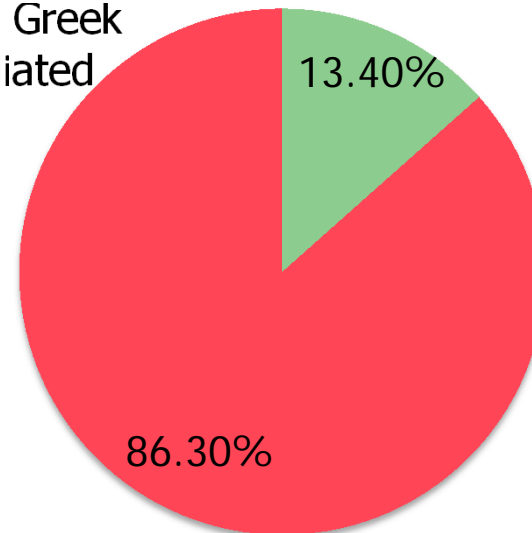
Male



■ Greek affiliated

■ Not Greek affiliated

Female



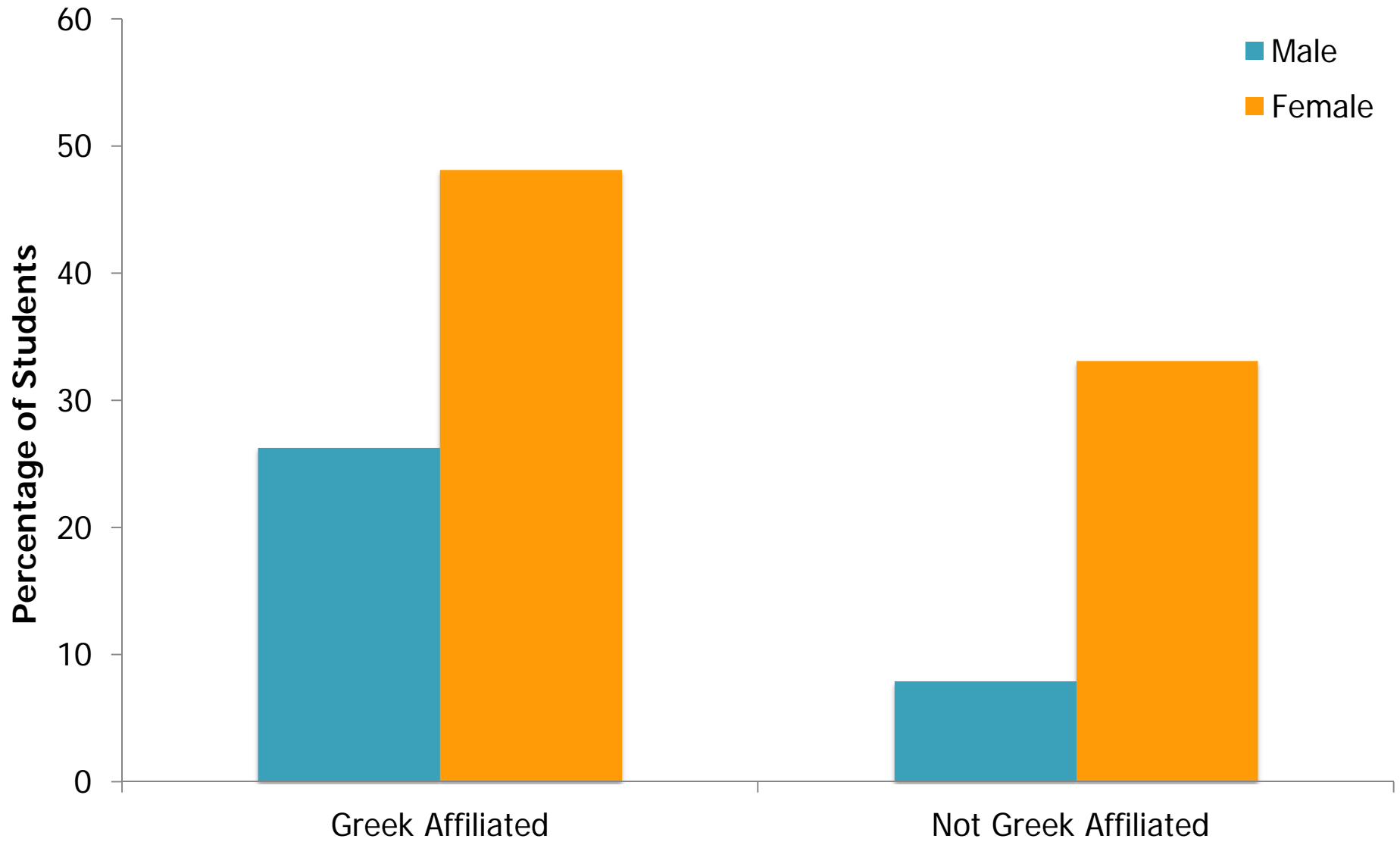
■ Greek affiliated

■ Not Greek affiliated

SES Items: Contact and Attempted Sexual Experiences Without Consent

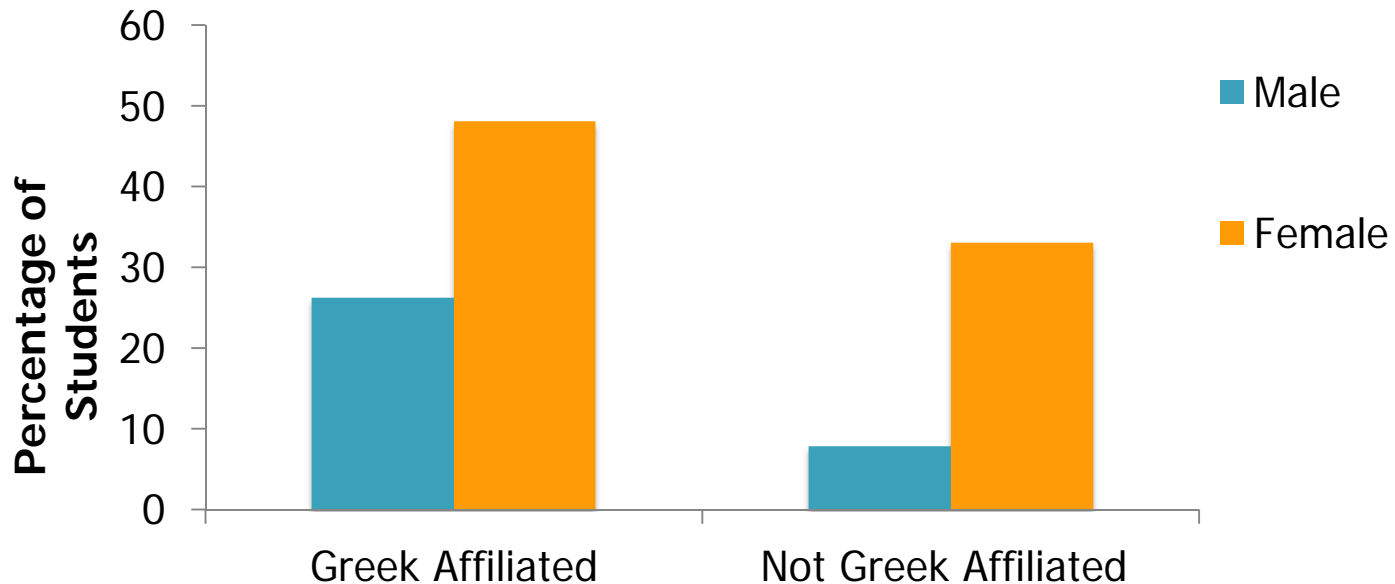
1. Someone fondled, kissed, or rubbed up against the private areas of my body (lips, breast/chest, crotch or butt) or removed some of my clothes without my consent (but did not attempt sexual penetration)
2. Someone performed oral sex on me or made me have oral sex with them without my consent
3. Someone inserted their penis, fingers, or objects into my vagina without my consent
4. Someone inserted their penis, fingers, or objects into my anus without my consent
5. Even though it didn't happen, someone TRIED to perform oral sex on me, or make me have oral sex with them without my consent
6. Even though it didn't happen, someone TRIED to insert their penis, fingers, or objects into my vagina without my consent
7. Even though it didn't happen, someone TRIED to insert their penis, fingers, or objects into my anus without my consent

All Non-Consensual Sexual Experiences

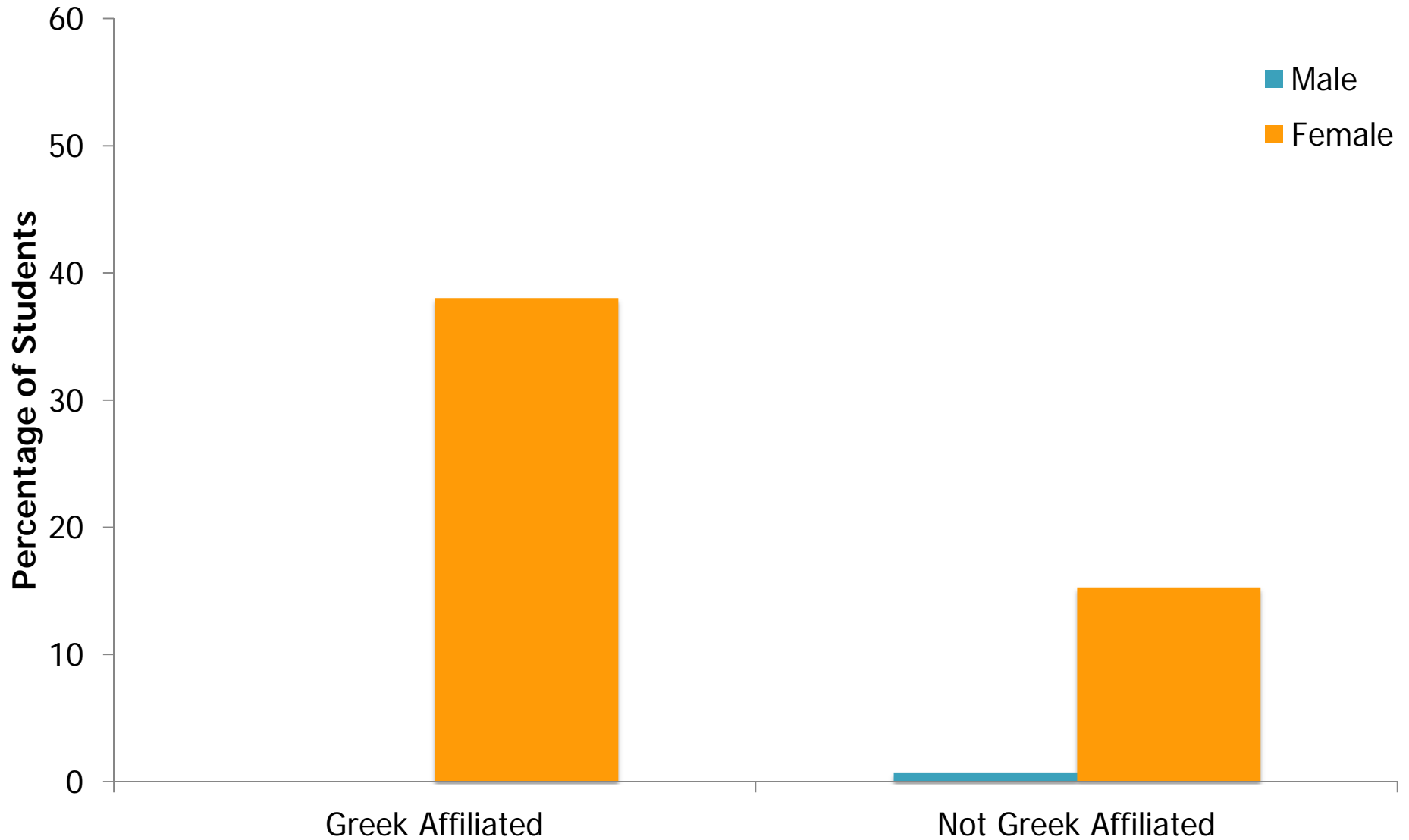


Sexual Assault: Using all 7 items from the SES

- Men in Greek life were significantly more likely to have experienced some form of non-consensual sexual contact than those not involved in Greek life ($\chi^2(1, N = 292) = 9.82, p = .002$). **These men were 3.5 times more likely than their non-Greek counterparts to have this type of experience.**
- Women in Greek life were significantly more likely to have experienced some form of non-consensual sexual contact than those not involved in Greek life ($\chi^2(1, N = 589) = 6.72, p = .01$). **These women were nearly twice as likely (1.9) than their non-Greek counterparts to have this type of experience.**

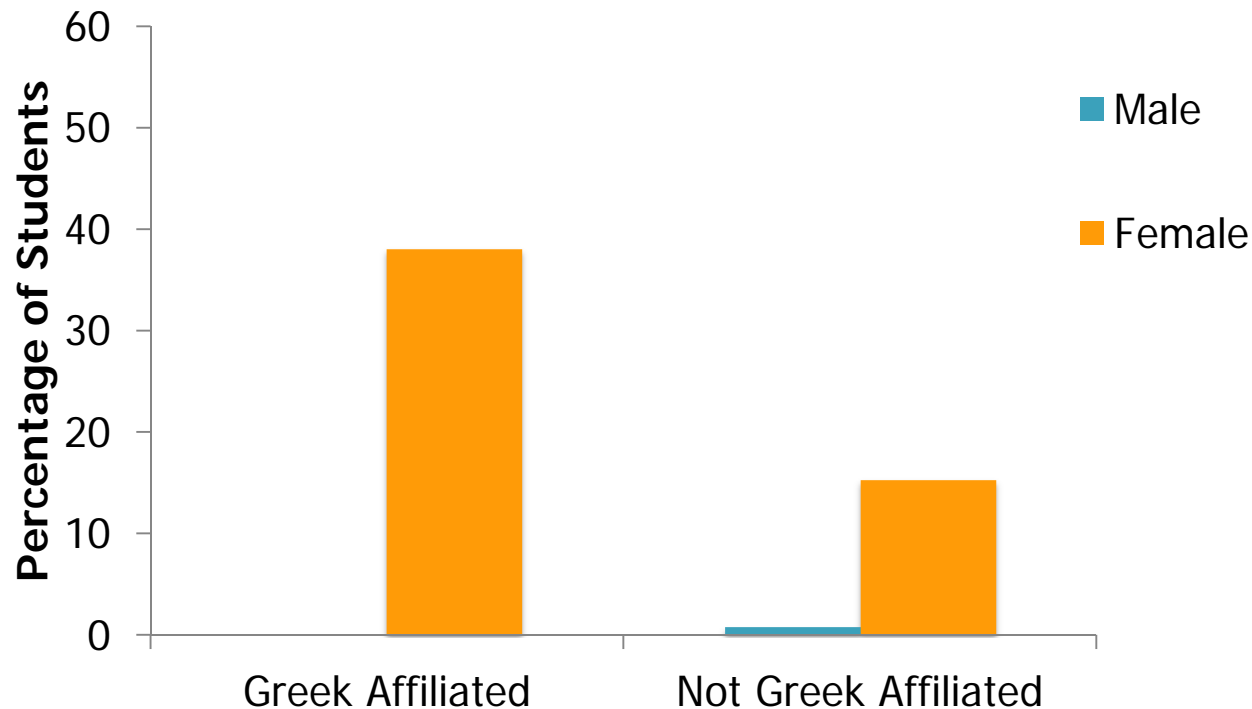


All Attempted or Completed Rape



Attempted or Completed Rape (using SES items 3,4,6, & 7)

- Men in Greek life were not significantly more likely to have experienced an attempted or completed rape ($\chi^2 (1, N = 292) = .301, p = .58$).
- Women in Greek life were significantly more likely to have experienced an attempted or completed rape ($\chi^2 (1, N = 589) = 23.50, p < .001$). **These women were 3.4 times more likely than their non-Greek counterparts to have this type of experience.**



Questions for future analysis

- Role of alcohol?
- Childhood history and revictimization?
- Rape myth endorsement?
- Emotional and Physical abuse in college? (hazing?)
- Institutional betrayal in Greek system?
- Friend experience?
- Bystander behavior?