

# The Sexual Violence and Institutional Behavior Campus Survey Special Report for the IAC 21 November 2014

Marina N. Rosenthal, Carly Parnitzke Smith, Jennifer J. Freyd

Open Source: <http://dynamic.uoregon.edu/jjf/campus/>

# Special Report for the IAC

- Athletics and sexual assault
- Overview of campus survey
- Summary of victimization results
- Athletes versus non-athletes
- Alcohol use by students
- Intoxication related victimization

# Athletics and sexual assault: are they related?

- Are Student Athletes at Greater Risk?
  - increased risk of sexual perpetration?
  - Increased risk of sexual victimization?
- Influence of Athletics on Campus and Community?
  - Imagery condoning objectifying and sexist sexuality; condoning violence; marketing alcohol?
  - Role of pre and post game parties; alcohol consumption; party schools; dangerous mix?

# Survey results as they pertain to

- Student athletes risk?
- Role of alcohol in student life?
- Alcohol and victimization?

# Survey Procedure

- Online survey, 2014 late summer data collection, \$20 amazon.com gift certificate compensation
- 5,000 randomly selected undergraduate student emails were provided by the UO Registrar
- Approximately 1000 participants.

# Measured

- Demographics
- Betrayal Trauma History
- Sexual Assault Victimization and Perpetration
- Sexual Harassment Victimization and Perpetration
- Reporting Behavior
- Rape Myth Acceptance
- Institutional Behavior
- Bystander Behavior
- Mental and Physical Health
- Educational Engagement
- Participant Reactions to Survey

*Summary: Sexual Victimization*

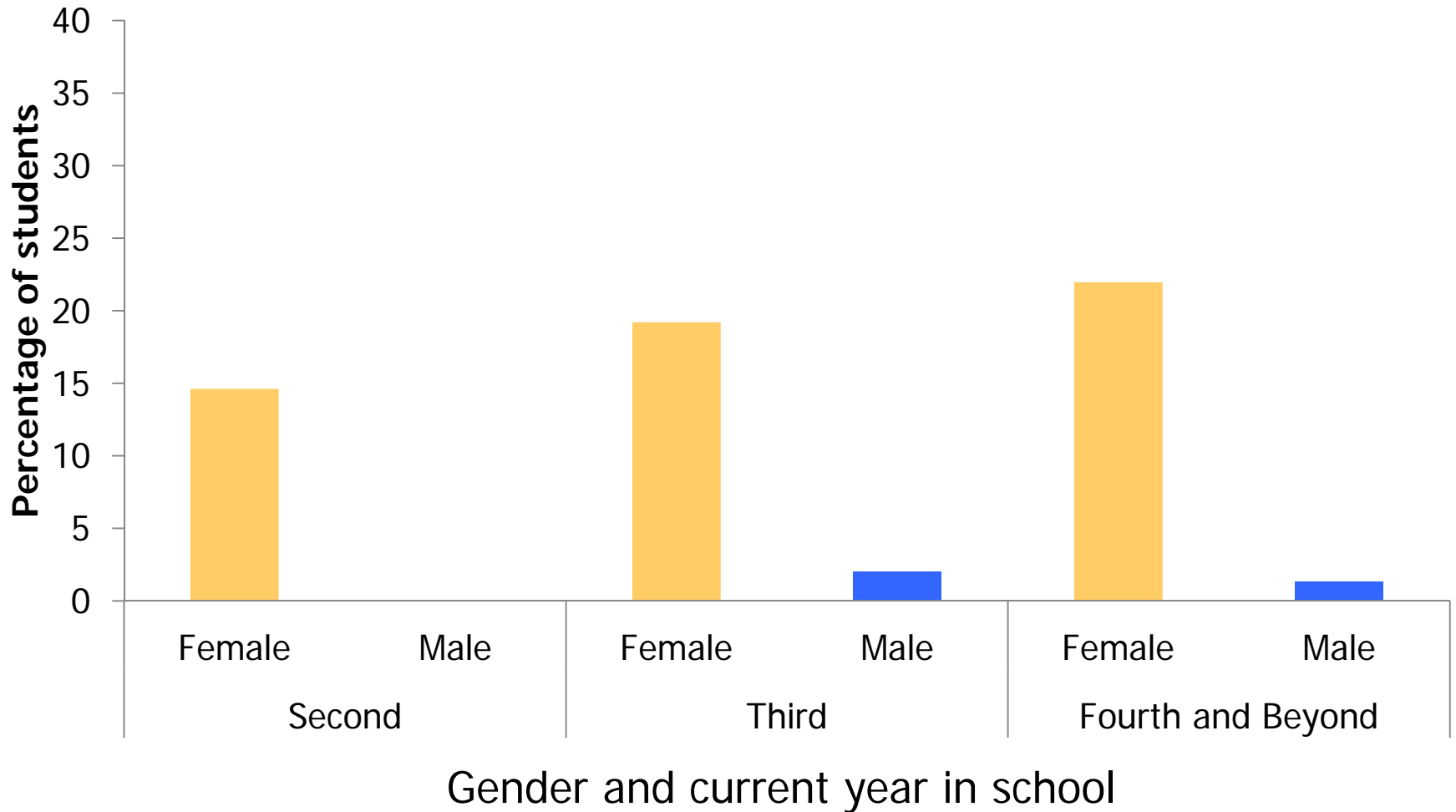
We used 7-item modified SES (Koss, et al, 2007)

# Was a Student Subjected to Rape? (attempted/completed)

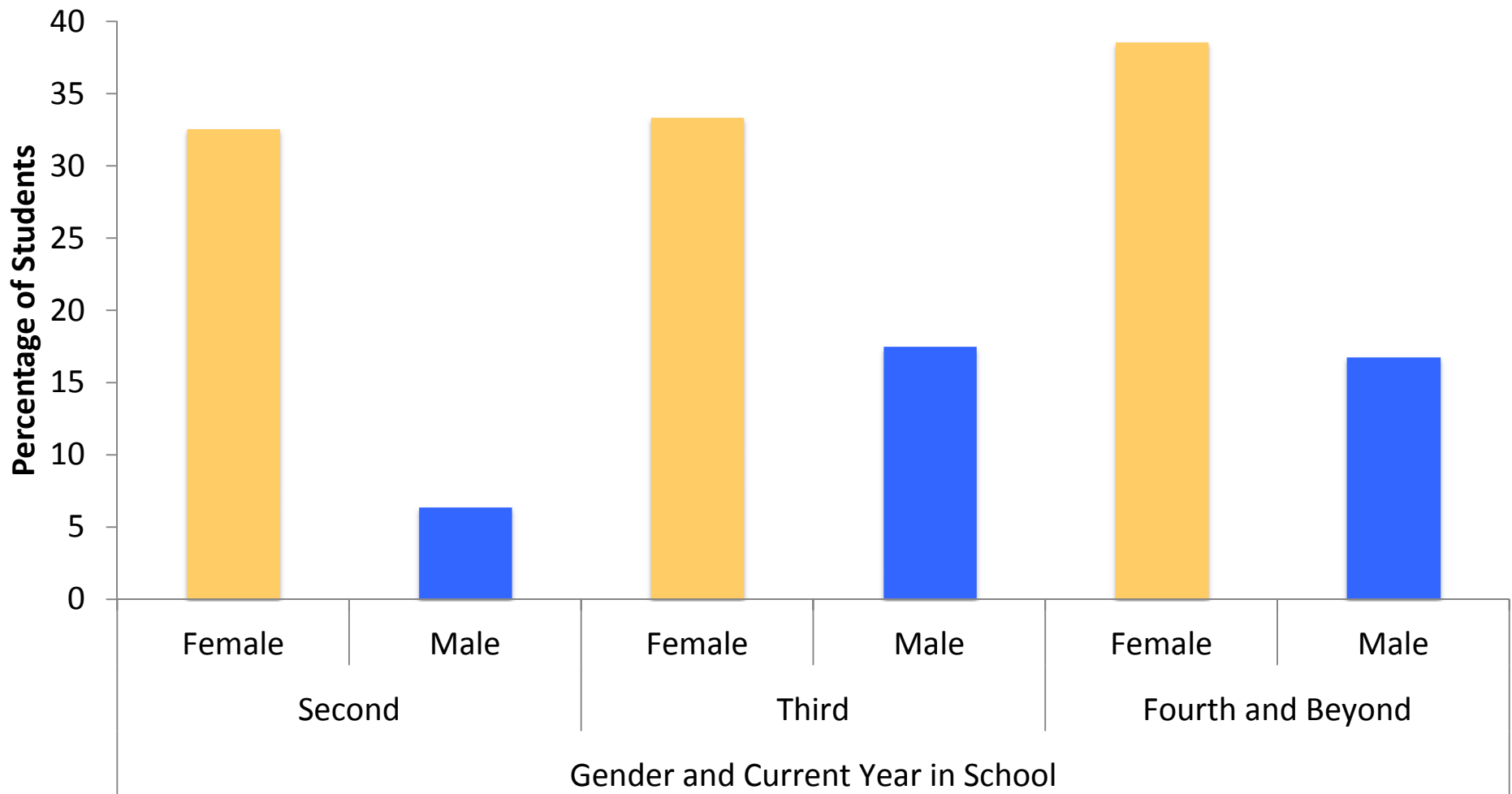
1. Someone fondled, kissed, or rubbed up against the private areas of my body (lips, breast/chest, crotch or butt) or removed some of my clothes without my consent (but did not attempt sexual penetration)
2. Someone performed oral sex on me or made me have oral sex with them without my consent
3. **Someone inserted their penis, fingers, or objects into my vagina without my consent**
4. **Someone inserted their penis, fingers, or objects into my anus without my consent**
5. Even though it didn't happen, someone TRIED to perform oral sex on me, or make me have oral sex with them without my consent
6. **Even though it didn't happen, someone TRIED to insert their penis, fingers, or objects into my vagina without my consent**
7. **Even though it didn't happen, someone TRIED to insert their penis, fingers, or objects into my anus without my consent**



# Percent of Students Subjected to Rape During College (attempted/completed)



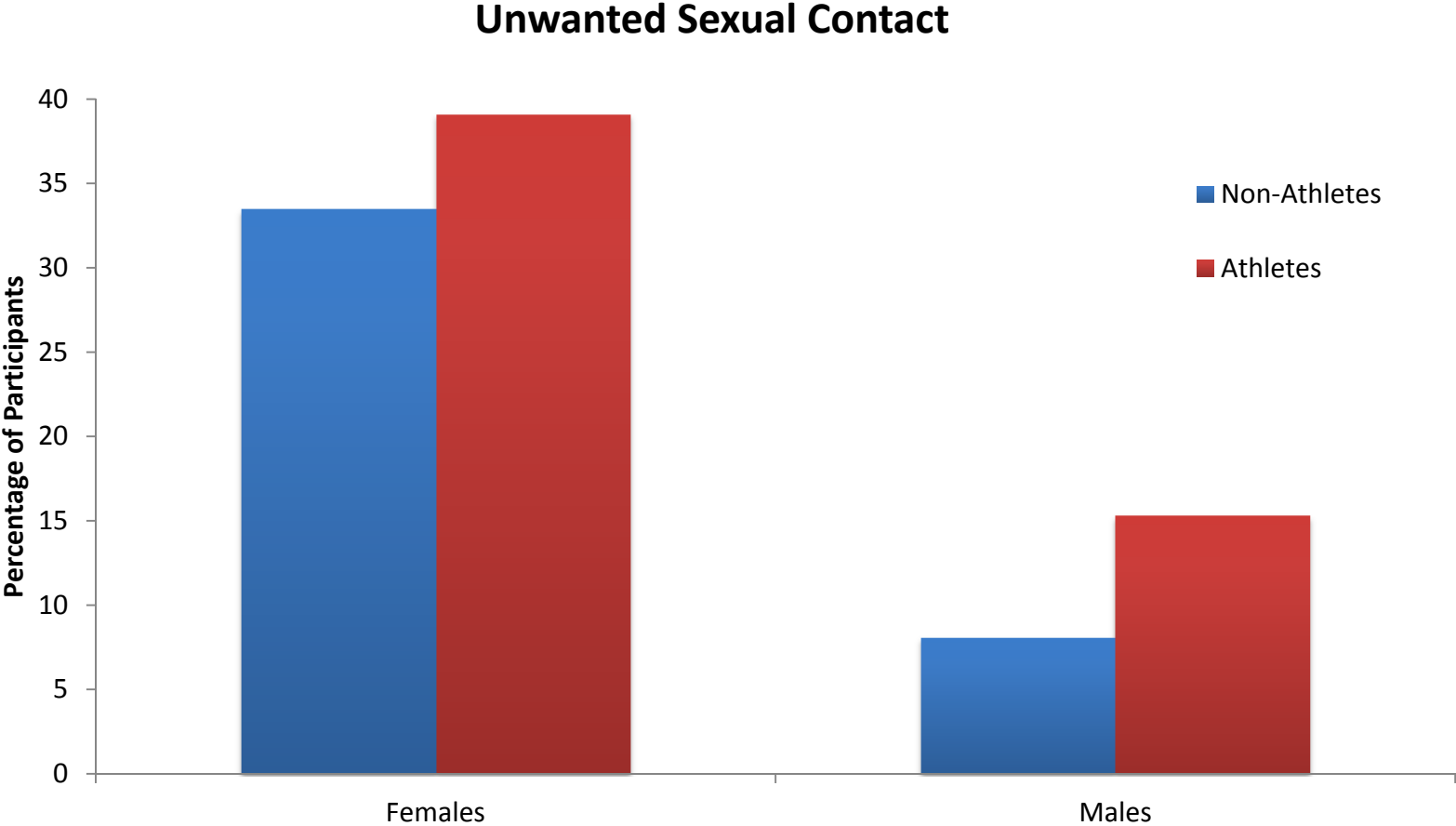
# Nonconsensual sexual contact and/or attempted assault during college (all 7 SES items)



# Athletes versus non-athletes

- Too few varsity athletes in sample to do meaningful analysis
- The following graphs combine varsity and club athletes; use only “male” and “female” participants
  - Of 292 male participants, 131 were categorized as athletes
  - Of 588 female participants, 161 were categorized as athletes

# Varsity/club athletes compared with non-athletes (difference for males at $p=.06$ )



## *Alcohol Use by Students*

# Alcohol Questions from the PHQ-15

Have any of the following happened to you more than once in the last 6 months?

-You drank alcohol, were high from alcohol, or hung over while you were working, going to school, or taking care of children or other responsibilities

-You missed or were late for work, school, or other activities because you were drinking or hung over

How difficult have these problems made it for you to do your work, take care of things at home, or get along with other people?

(not at all, somewhat, very, extremely)

# Alcohol Use

- 79% of students said they currently use alcohol
  - 82% of males
  - 77% of females

# Alcohol related problems

- 26% of students said they went to work or class drunk or hungover
- 10% said they missed work or class due to drinking or being hungover
- 26% of students said alcohol-related problems have made it somewhat or very difficult to keep up with their work



# Drug and Alcohol Coercion in Assaults

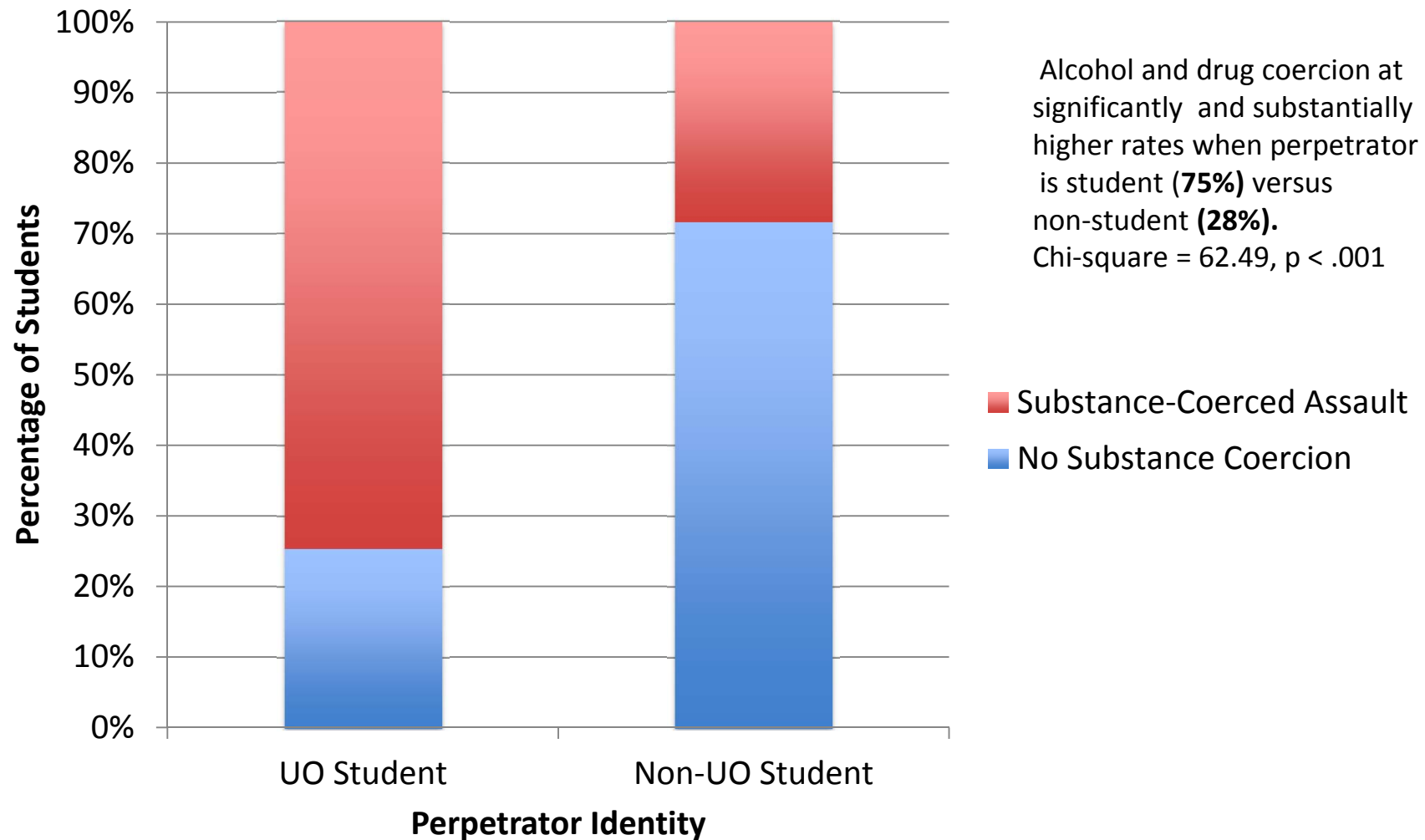
Based on the SES

*If victimization indicated, follow up questions included*

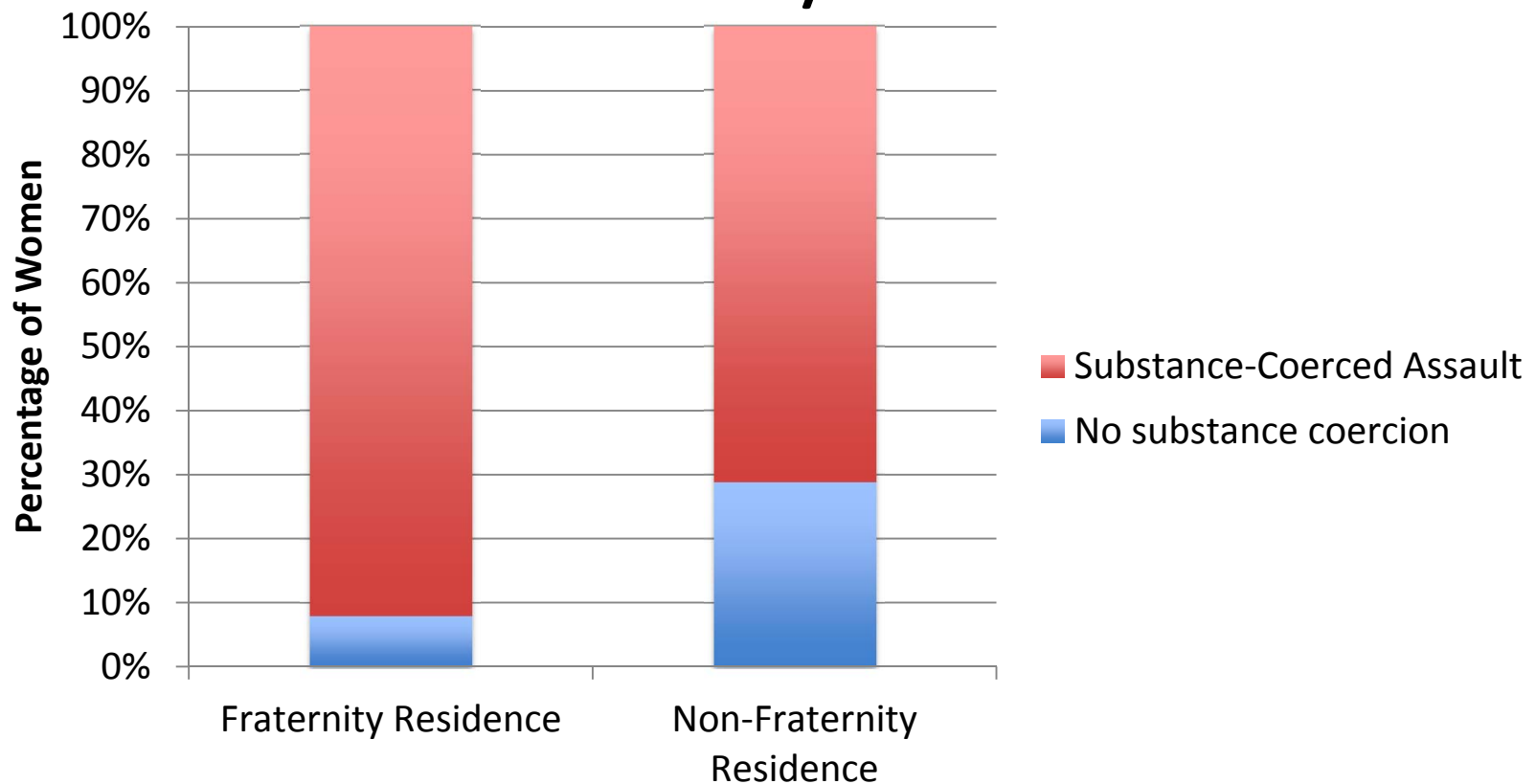
*This was done by:*

*Taking advantage of me when I was too drunk or high to stop what was happening*

# Alcohol and drug coercion in non-consensual sexual contact by perpetrator student status



# Substance-Coercion and UO Student Perpetrators at Fraternity Residences/Events



92% of students who were assaulted by another UO student at a fraternity location said alcohol or drugs were used, compared to 71% of students who were assaulted by another UO student elsewhere. Chi-square = 4.72, **p < .01**

# What's next?

- Next survey could over-sample varsity athletes
- Assess perpetration
- Could ask new questions about impact of sports events; alcohol consumption
- . . .
- And?